



# Turnitin: A tool of anti-plagiarism

---

Dr. Amar Nath Sharma

Librarian

GCCBA Sector 50, Chandigarh

# Overview

---

- Plagiarism
- UGC Regulations 2018 (Prevention of Plagiarism In Higher Educational Institutions)
- Levels of Plagiarism
- Penalties of Plagiarism
- Preventing or Precaution of Plagiarism
- Anti-plagiarism Tools
- Turnitin Introduction
- Turnitin Account Setup
- Paper Upload
- Download Originality Report

# Plagiarism

---

- “Plagiarism” means the practice of taking someone else’s work or idea and passing them as one’s own.
- Without giving necessary credits make use of others thought.
- Plagiarism is a serious academic offence.

# UGC (Promotion of Academic Integrity and Prevention of Plagiarism In Higher Educational Institutions) Regulations, 2018 (Notification)

## Main Objectives

- ❖ To create awareness
- ❖ To establish institutional mechanism
- ❖ To develop systems to detect plagiarism
- ❖ To set up mechanism to prevent plagiarism and punish

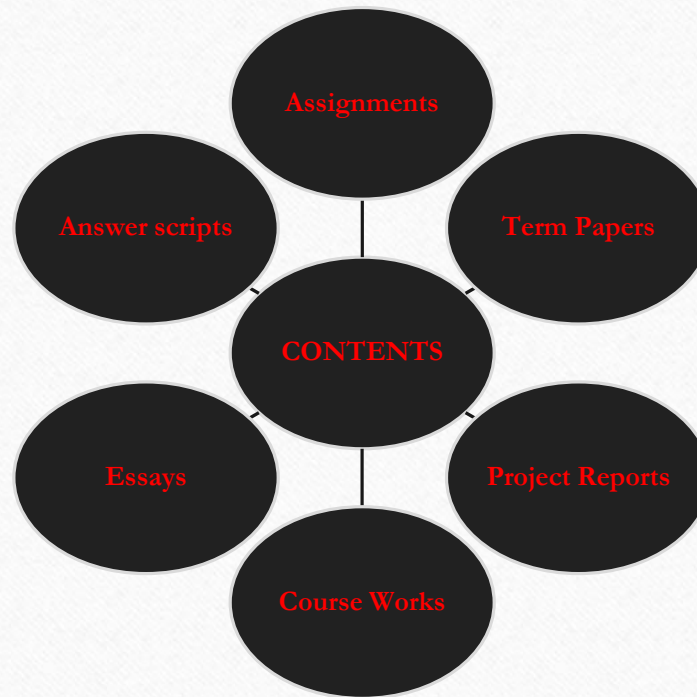
# Content to be checked necessarily under the guidelines of UGC

---



Content not to be checked necessarily under the guidelines of UGC

---



# Similarity checks for exclusion from Plagiarism

---

- All quoted work reproduced with all necessary permission and/or attribution.
- All references, bibliography, table of content, preface and acknowledgements.
- All generic terms, laws, standard symbols and standards equations.

# Levels of Plagiarism

---

Level 0:	Similarities upto 10%
Level 1:	Similarities above 10% to 40%
Level 2:	Similarities above 40% to 60%
Level 3:	Similarities above 60%

# Penalties in case of plagiarism in submission of thesis and dissertations

Level 0:	Similarities upto 10%	Minor Similarities, no penalty
Level 1:	Similarities above 10% to 40%	Such student shall be asked to submit a revised script within a stipulated time period not exceeding.
Level 2:	Similarities above 40% to 60%	Such student shall be debarred from submitting a revised script for a period of one year.
Level 3:	Similarities above 60%	Such student registration for that programme shall be cancelled.

# Penalties in case of plagiarism in academic and research publications

Level 0:	Similarities upto 10%	Minor Similarities, no penalty
Level 1:	Similarities above 10% to 40%	Shall be asked to withdraw manuscript.
Level 2:	Similarities above 40% to 60%	<ul style="list-style-type: none"><li>a) Shall be asked to withdraw manuscript.</li><li>b) Shall be denied a right to one annual increment</li><li>c) Shall not be allowed to be a supervisor for a period of two years.</li></ul>
Level 3:	Similarities above 60%	<ul style="list-style-type: none"><li>a) Shall be asked to withdraw manuscript.</li><li>b) Shall be denied a right to two successive annual increment.</li><li>c) Shall not be allowed to be a supervisor for a period of two years.</li></ul>

# UGC Reserves

---

However implemented the regulations,

UGC reserves the right to remove difficulty/difficulties in the course of implementations of these Regulations in consultation with the Government of India/ Ministry of Human Resource Development.

# Preventing Plagiarism

---

- ☐ Consult with teacher
- ☐ Plan Your Paper
- ☐ Take Effective Notes
- ☐ Cite Sources
- ☐ Make it Clear Who Said What
- ☐ Know How to Paraphrase
- ☐ Analyze and Evaluate Your Sources

# Precaution

Cite	Paraphrase	Quoting
Citing Quotes	Cite your Own Material	Referencing

- ✓ Provide proper references wherever is required
- ✓ Provide references even for a Photographs, Diagrams, Pictures, Graphs, and Maps.
- ✓ While paraphrasing make sure you are rearranging/ replacing few words.
- ✓ Once check originality of the content before submitting the document

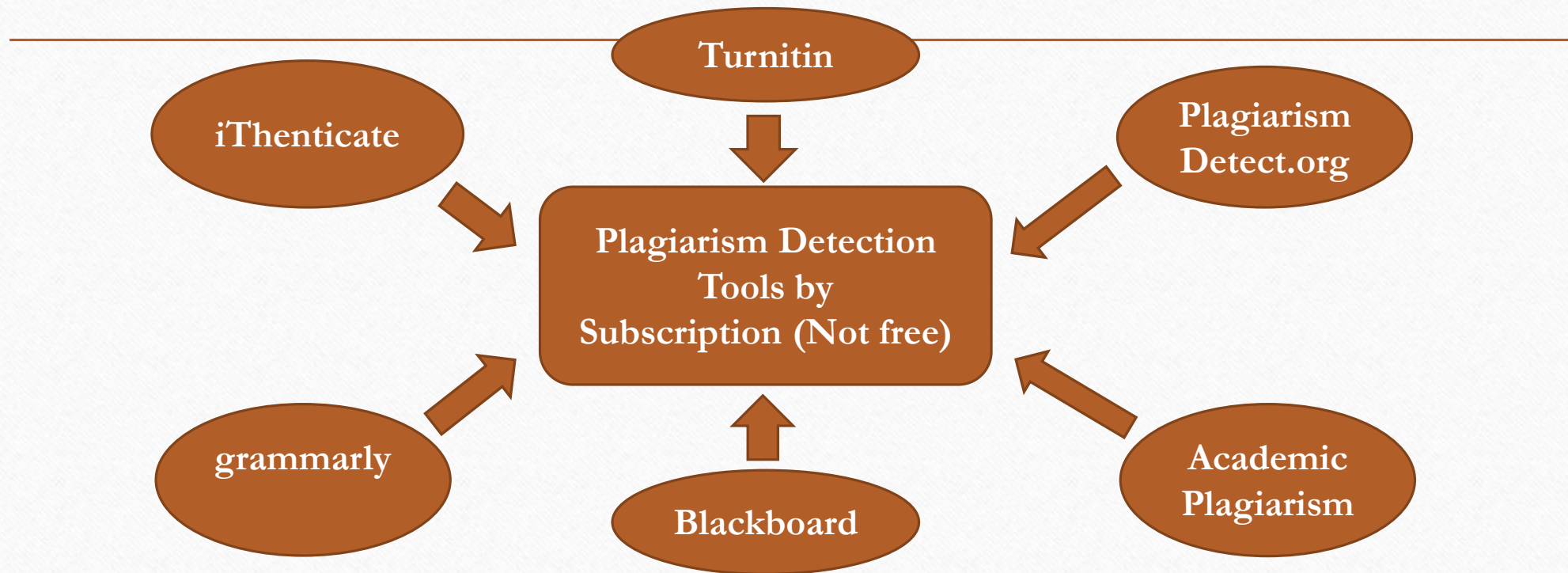
# What is anti-plagiarism software?

---

“Software that searches the Web for duplicate textual content. It may be a stand-alone program installed in the user's computer or a function of a website, such as [www.turnitin.com](http://www.turnitin.com). Universities increasingly use anti-plagiarism software to determine if students have copied someone else's prose, and writers use it to see if others are using their copyrighted work in full or in part” ( source: [www.pcmag.com](http://www.pcmag.com))

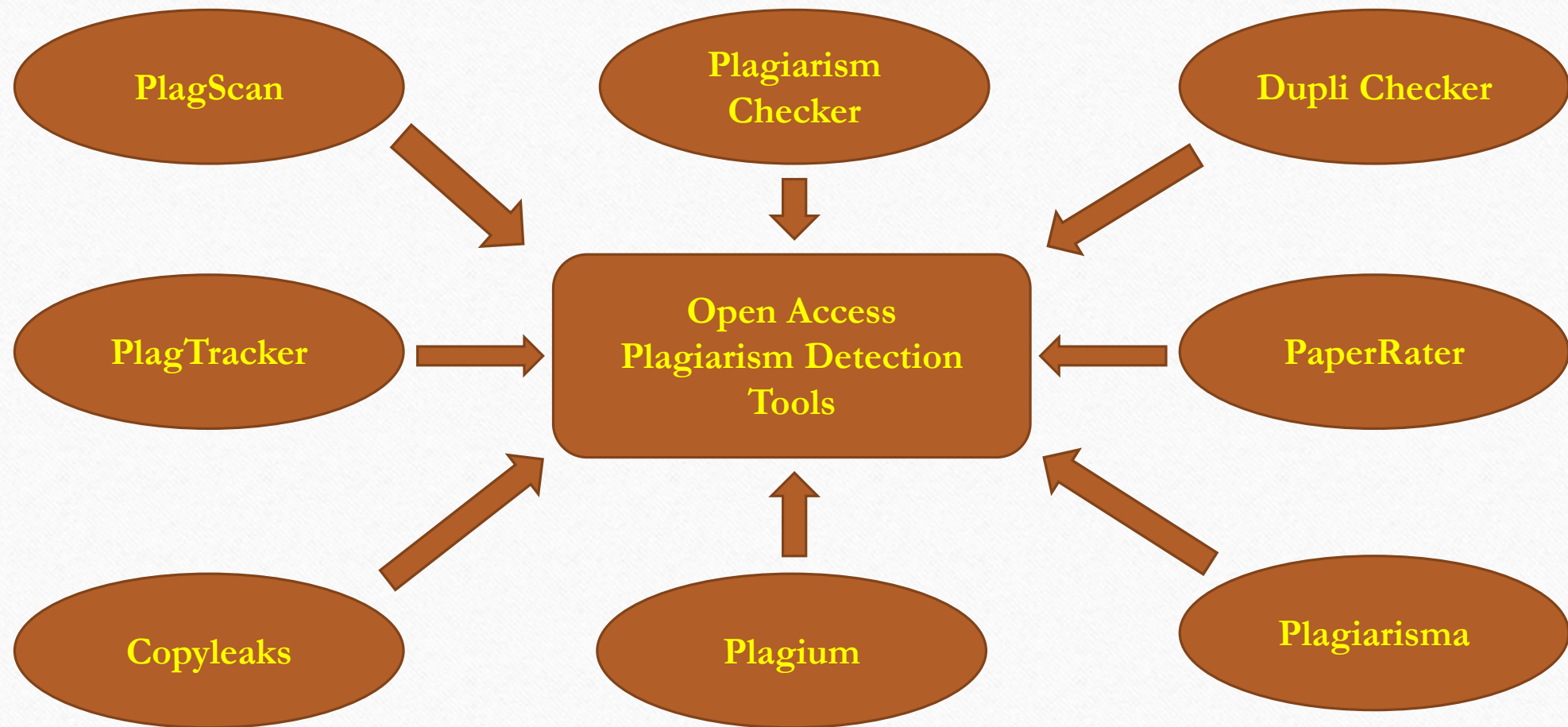
Anti-plagiarism software/tool cannot stop or prevent the plagiarism.  
Find/detect the sources of contents which are matching.

# Plagiarism Detection Tools by Subscription (Not free)



# Plagiarism Detecting Sources

Plagiarism Tools	Detecting Sources
Turnitin	Vast amounts of web content, previously submitted papers, and subscription-based journals and publications.
iThenticate	Database of over 60 billion web pages, 155 million content items, and 49 million works from 800 scholarly publishers
Blackboard	Internet, ProQuest ABI/Inform database with over 1,100 publication titles and about 2.6 million articles, Global Reference Database of Blackboard
Grammarly	Detect plagiarism from 16 billion web pages and ProQuest's databases.
PlagiarismDetection.org	Contains millions of documents like (books, paper, essays, articles and assignments)



# Introduction to Turnitin

---

- ❖ Turnitin is a web-based plagiarism detection software provided by Turnitin.com.
- ❖ Turnitin is a tool to find and indicate the matching contents.
- ❖ Turnitin's plagiarism prevention tool generates originality reports that show how much of a document is original, cited from other sources, or unoriginal.
- ❖ For students to identify their mistakes or weaknesses in citations so as to improve their academic writing skills.
- ❖ Compares with huge collections of e-resources available around the world.
- ❖ Turnitin is used by more than 30 million students at 15,000 institutions in 150 countries.

# Turnitin Coverages

## The major databases coverages of Turnitin

---

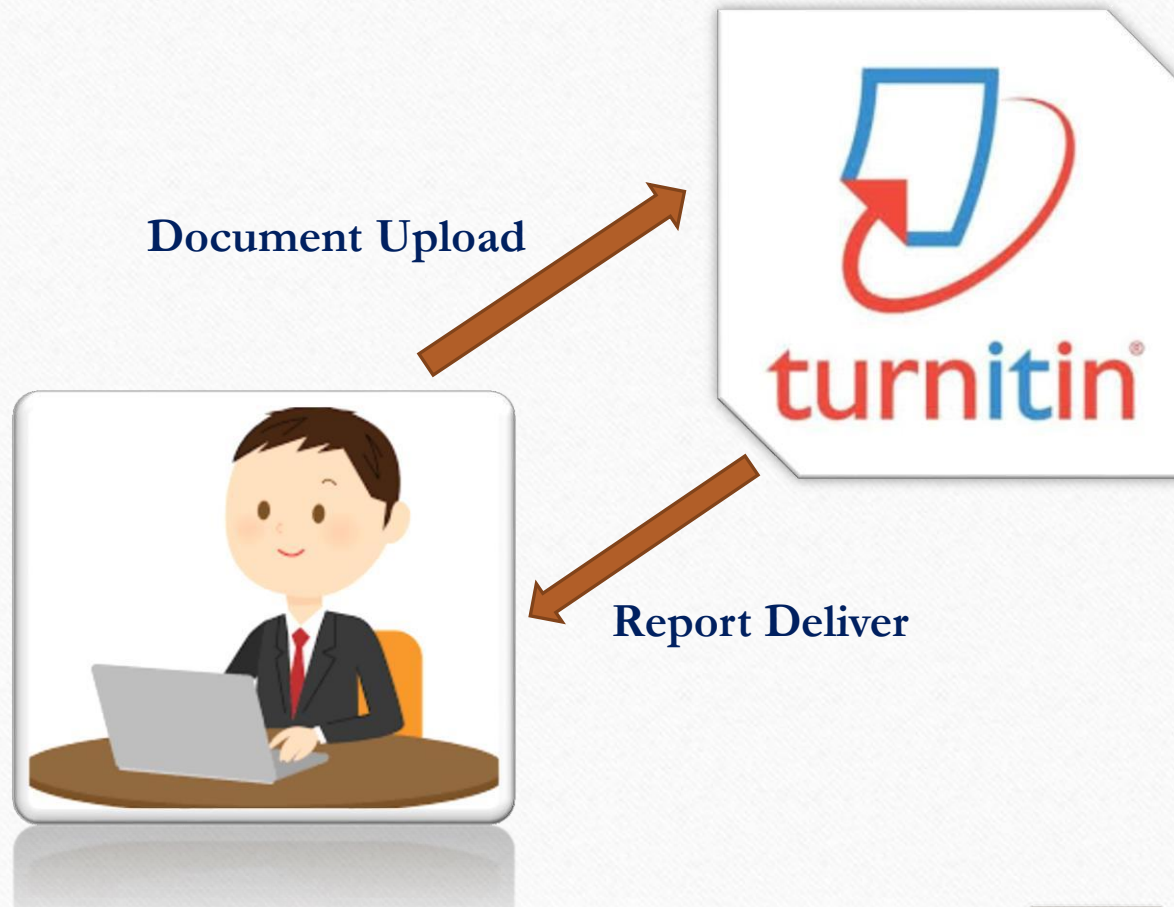
- Springer
- EBSCO Host
- ProQuest
- Thieme
- Elsevier
- PubMed
- Medline
- Sage
- Crossref
- Oxford University Press
- De Gruyter
- Peter Lang
- UCSanDiego

## Sources (Electronic)

- Internet sources publicly accessible
- Published journals, books, proceedings, etc.
- Student submission in Turnitin

## Sources which are not covered...

- Unpublished articles/papers
- In-house repositories
- In-house database



**Internet Sources**



**Publications  
(Articles & Books)**



**Student Papers  
of Turnitin**

# Features of Turnitin

---

- Easy to submit your papers, articles, book chapters, theses, and etc.
- Find and get source of the matching contents.
- Instant receipt of submission.
- Feedback through same interface.
- Useful for checking referencing before submission.

# Turnitin differentiates the levels of index

Blue	No matching words
Green	1% - 24% similarity index
Yellow	25% - 49% similarity index
Orange	50% - 74% similarity index
Red	75% - 100% similarity index

# Turnitin - Subscription

There are four types of subscriptions:

## Consortium

- A top level account containing a number of institutional accounts for clients with multiple locations which may be geographically separated

## Institution

- The institutional or 'single campus' account allows the administrator to create multiple departmental accounts beneath it for purposes of statistical tracking or to allow departmental level administrators to access the service

## Department

- This account type can only allow individual instructor accounts to be created as sub-accounts.

## Individual

- A single user Turnitin account. Only a single instructor profile can be joined to an individual account.

# Turnitin – Access Levels

There are three types of access levels:

---

Administrator

- Administrator can create instructors and download the statistics of usage of the Turnitin account

Instructor

- Instructor can create classes, assignments, add students, filter settings, and exclude matching sources in the report.

Student

- Student can upload a paper in the assigned class, download originality report, and filter settings.

# Some facts on Plagiarism

---

- ❖ Harvard Says 125 Students May Have Cheated on a Final Exam By RICHARD PÉREZ-PENÁ and JESS BIDGOODAUG. 30, 2012
- ❖ One famous example of this was author Kaavya Viswanathan, who only avoided a breach of contract lawsuit with her publisher by returning the advance she was given on her book.
- ❖ In the United States, researcher Craig Grimes faced a criminal fraud investigation over his acceptance of duplicative grants he received for the same proposal. While the charges were dropped, he was given a two-year ban on receiving funding for research.
- ❖ For example, in 2012 in India, former Delhi University vice-chancellor Deepak Pental was put in jail over allegations that he plagiarized a colleague's research. That same year, a Polish professor faced up to three years in prison for plagiarizing in a book under the nation's copyright law.

# Subscription at Central Library, IIT Kharagpur

- Uses by the Institute since 2013
- One year subscription
- 1000 user access
- Only originality checking

Instructor Id	200 (Over the period)
Student Id	5745 accounts have been created and renewed for students (Over the periods)
Reports Delivered	More than 1000 reports (Over the period)

# Turnitin : A complete process

## Account Setup

- Step 1: Get a student Account from “Instructor”
- Step 2: Account Setup
- Step 3: Account Validation
- Step 4: Create your own password
- Step 5: Create your secret question and answer
- Step 6: Acceptance of User agreement

## Document Upload

- Step 1: Login with student account
- Step 2: Select “Class”
- Step 3: Select “Assignment Submission”
- Step 4: Document submission with title Requirements for file upload
- Step 5: Confirm the submission
- Step 6: Document Upload complete

## Originality Reports

- Step 1: Select the document submitted
- Step 2: Matching overview
- Step 3: Filter and settings
- Step 4: Matching sources
- Step 5: Download originality report
- Step 6: Turnitin originality report
- Step 7: Text only report

# Turnitin Repository Options

---

## Standard Repository

- The benefit of submitting papers to the standard paper repository is that student papers submitted to the assignment are checked against other institutions' student submissions.
- Institution's paper repository, this means that the assignment will only be checked against other students' submissions within the institution.

## No repository

- Students' papers will not be stored in the Turnitin standard paper repository or the institution's paper repository.
- The papers will not be checked for collusion between students of the same or different institutions.

# Removing of Paper from the Repository of Turnitin

---

A student submission can be permanently deleted from the Turnitin database so that it can no longer be used as a searchable source. All paper deletion requests must be submitted in writing by the “**Turnitin administrator**” to “**Turnitin Support**”.

The following information can be found in your **originality report** and if these are provided by the administrator

- **Class ID**
- **Assignment name**
- **Submission ID**

Turnitin support send an email to the administrator asking him to confirm the deletion. The paper is then permanently deleted.

# Get a student account

---

- Contact your “Instructor” to get your Turnitin account.

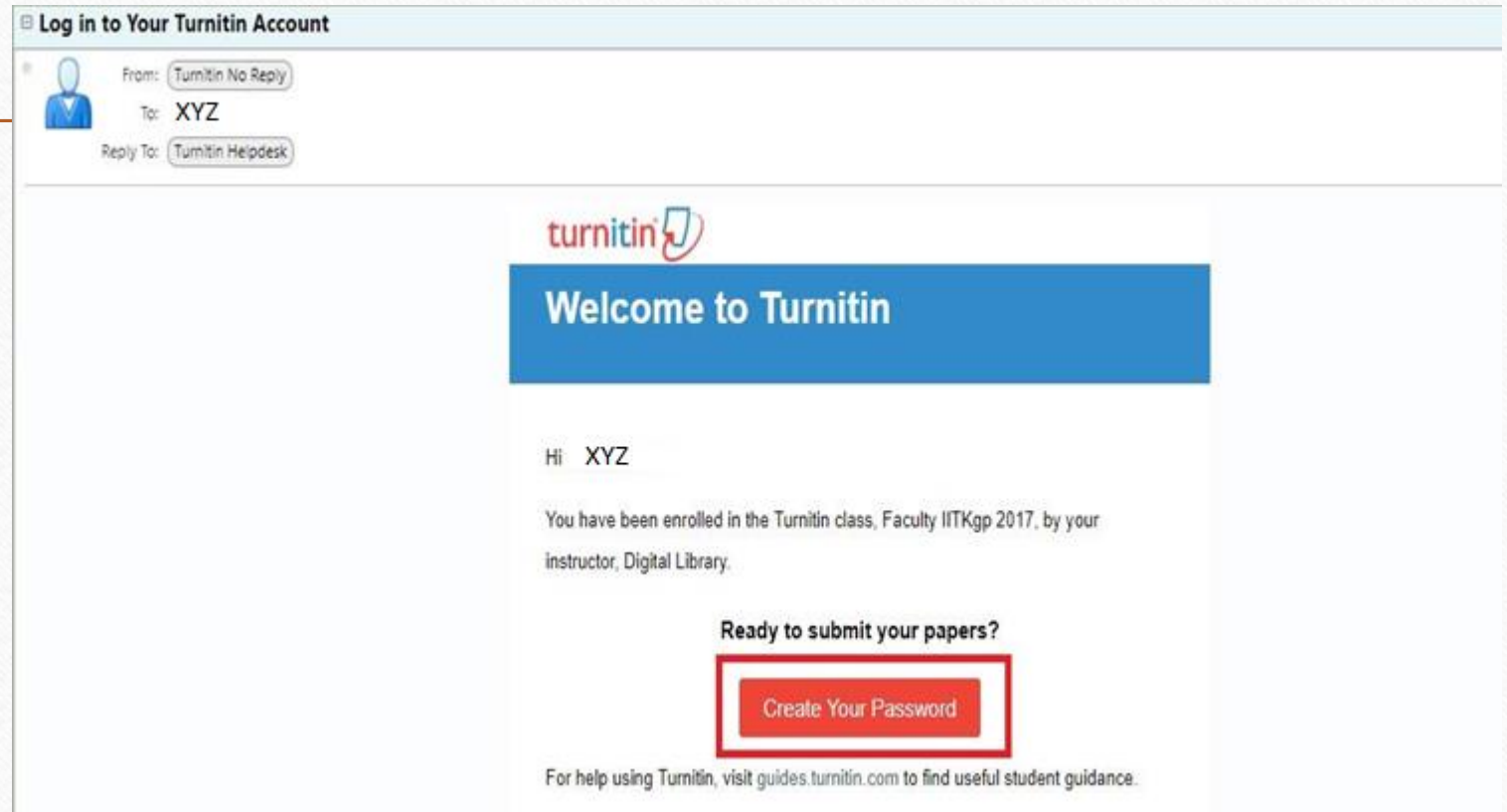
Note: Instructor account will be created by “Turnitin Administrator”

- Register your First name, Last name and email-id.

If an instructor has added the student to a course and the student has received the automated notification e-mail containing a temporary password.

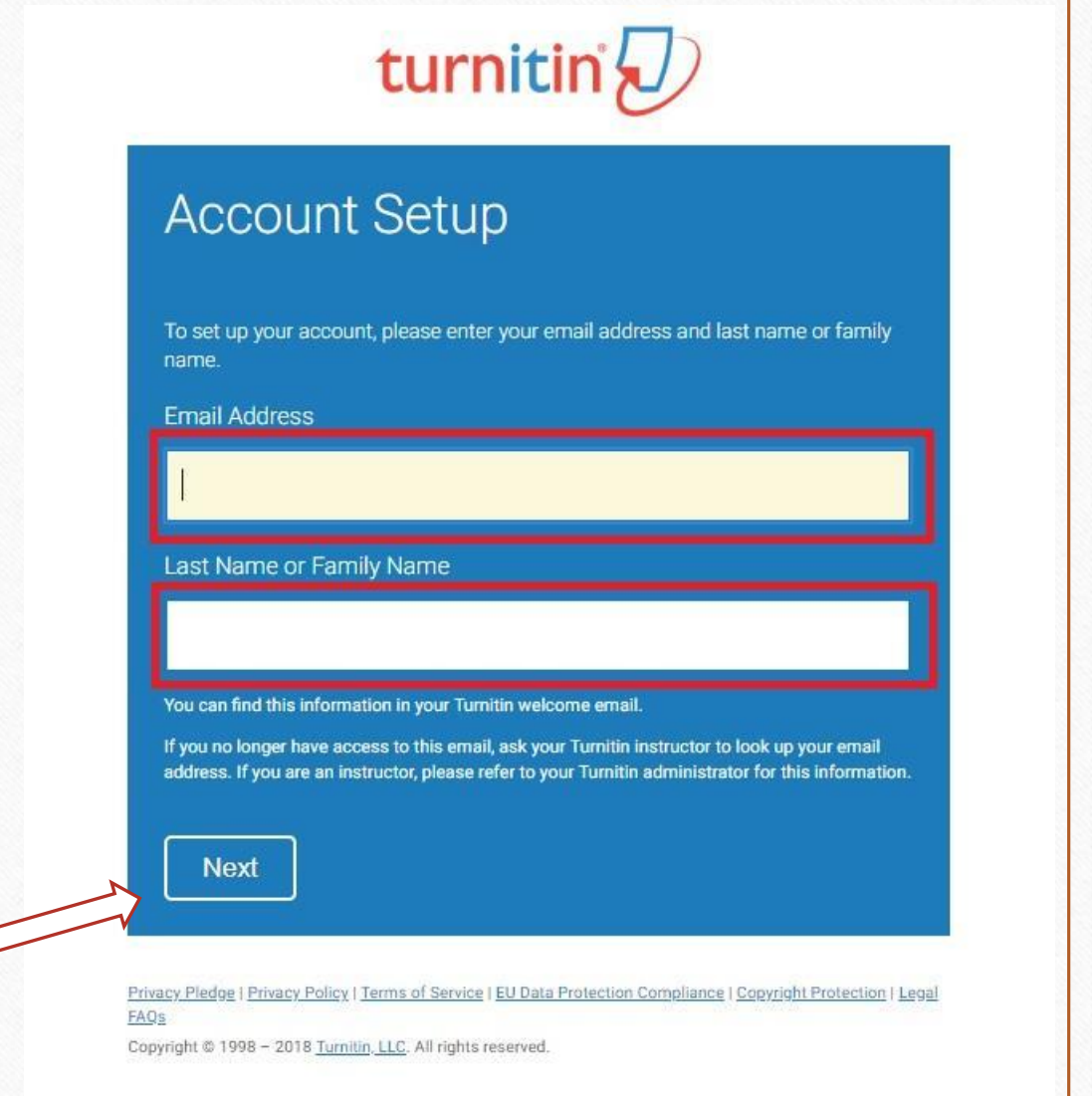
# How to use?

- You'll receive an email from noreply@turnitin.com titled Log in to your Turnitin Account. In this email, find the **Create Your Password button** and select it.
- Proceed with instructions given by Turnitin and complete the “Create Password Procedure”.



# Account Setup

- Enter your registered email-id in the “Email Address” box
- Enter your “Last Name” in the appropriate box, Last name is available in your Email inbox.
- Proceed with “Next”.



turnitin

## Account Setup

To set up your account, please enter your email address and last name or family name.

Email Address

Last Name or Family Name

You can find this information in your Turnitin welcome email.

If you no longer have access to this email, ask your Turnitin instructor to look up your email address. If you are an instructor, please refer to your Turnitin administrator for this information.

Next

[Privacy Pledge](#) | [Privacy Policy](#) | [Terms of Service](#) | [EU Data Protection Compliance](#) | [Copyright Protection](#) | [Legal FAQs](#)

Copyright © 1998 – 2018 Turnitin, LLC. All rights reserved.

# Account Validation



## Account Setup

To validate your account, we've sent an email to: XYZ

You have 24 hours to click the link in your email to continue with your account setup.

[Privacy Pledge](#) | [Privacy Policy](#) | [Terms of Service](#) | [EU Data Protection Compliance](#) | [Copyright Protection](#) | [Legal FAQs](#)

Copyright © 1998 – 2018 [Turnitin, LLC](#). All rights reserved.

# Web-link of validation in your inbox

Dear ,

To finish setting up your Turnitin account, please [click here](#) to create your password.

If you have trouble clicking on the link provided, simply copy and paste the following URL into your browser:

[https://www.turnitin.com/login\\_reset.asp?lang=none&id=d1174054e5ebd3482629dfc394c8ad45&account\\_setup=1](https://www.turnitin.com/login_reset.asp?lang=none&id=d1174054e5ebd3482629dfc394c8ad45&account_setup=1)

## **Has your link expired?**

Your create password link is valid for only 24 hours. If you find that your link has expired, [click here](#) to request a new link.


If you have trouble clicking on the link provided, simply copy and paste the following URL into your browser:

[https://www.turnitin.com/password\\_reset1.asp?lang=none&account\\_setup=1](https://www.turnitin.com/password_reset1.asp?lang=none&account_setup=1)

Thanks,

Turnitin

# Create your own password



**Create Your Password**

To finish setting up your account, please enter a password.

**Your password must be between 6 and 12 characters in length, containing at least one letter and one number.**

Password

Confirm Password

[Create Password](#) [Cancel](#)

[Privacy Pledge](#) | [Privacy Policy](#) | [Terms of Service](#) | [EU Data Protection Compliance](#) | [Copyright Protection](#) | [Legal FAQs](#)

Copyright © 1998 – 2018 [Turnitin, LLC](#). All rights reserved.

# Complete the account setup



## Account Setup Complete

You can now log in to your account using your email address and password.

[Log In Now](#)

[Privacy Pledge](#) | [Privacy Policy](#) | [Terms of Service](#) | [EU Data Protection Compliance](#) | [Copyright Protection](#) | [Legal FAQs](#)

Copyright © 1998 – 2018 [Turnitin, LLC](#). All rights reserved.

# Turnitin Login



The image shows a screenshot of the Turnitin login page. At the top is the Turnitin logo. Below it is a blue box containing the text "Login to Turnitin". Inside this box are two input fields: "Email address" and "Password (Login to Turnitin)". Below these fields are links for "Would you like to create your user profile? Click here.", "Forgot your password? Click here.", and "Privacy Policy". At the bottom of the blue box is a "Login" button.

turnitin

Login to Turnitin

Email address

Password (Login to Turnitin)

Would you like to create your user profile? [Click here.](#)

Forgot your password? [Click here.](#)

[Privacy Policy](#)

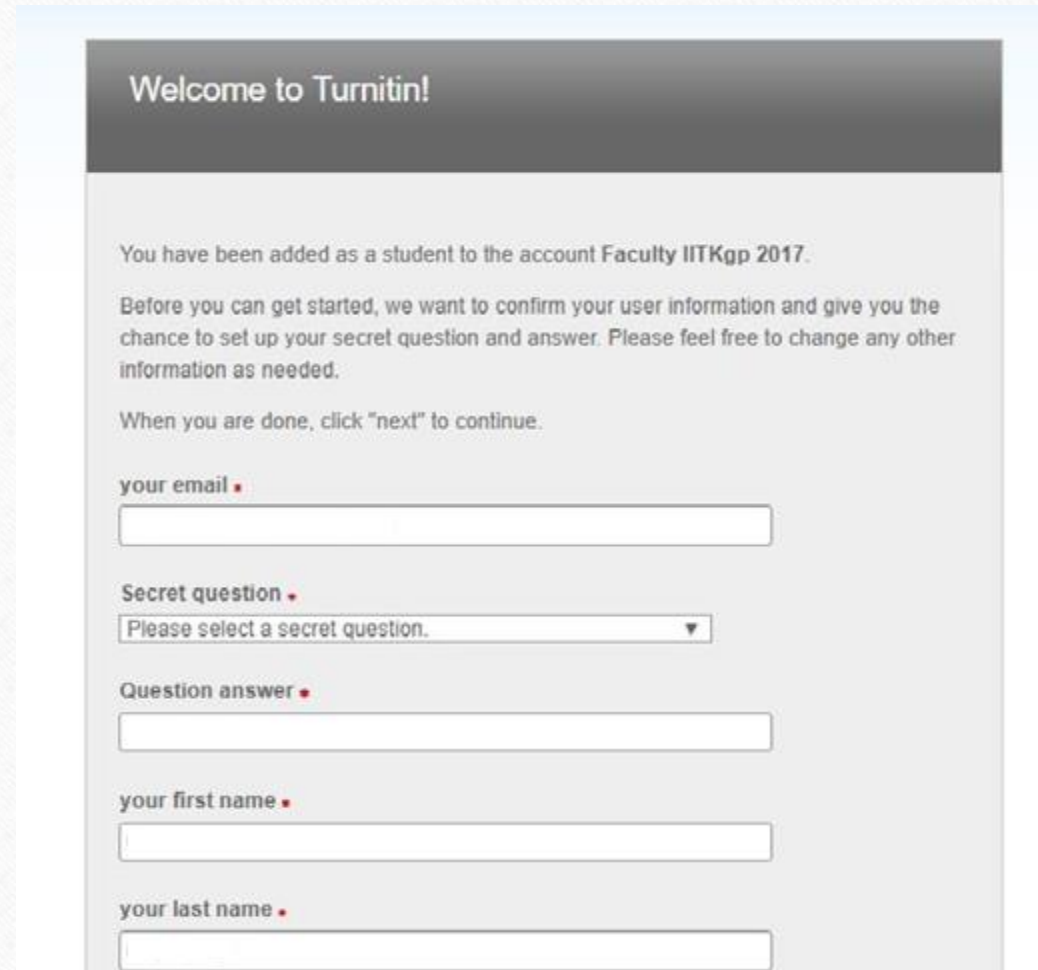
We take your privacy very seriously. We do not share your details for marketing purposes with any external companies. Your information may be shared with our third party partners ONLY so that we may offer our service.

Login

**Registered Email-id**

**Own Password**

# Create your secret question and answer



Turnitin

Welcome to Turnitin!

You have been added as a student to the account Faculty IITKgp 2017.

Before you can get started, we want to confirm your user information and give you the chance to set up your secret question and answer. Please feel free to change any other information as needed.

When you are done, click "next" to continue.

your email \*

Secret question \*

Please select a secret question. ▼

Question answer \*

your first name \*

your last name \*

next

# Acceptance of user agreement

## User Agreement

Our user agreement has been updated. Please read our user agreement below and agree or disagree to its terms and conditions:

### Turnitin End-User License Agreement

**\*Users who are not in the European Union refer to Section A only.**

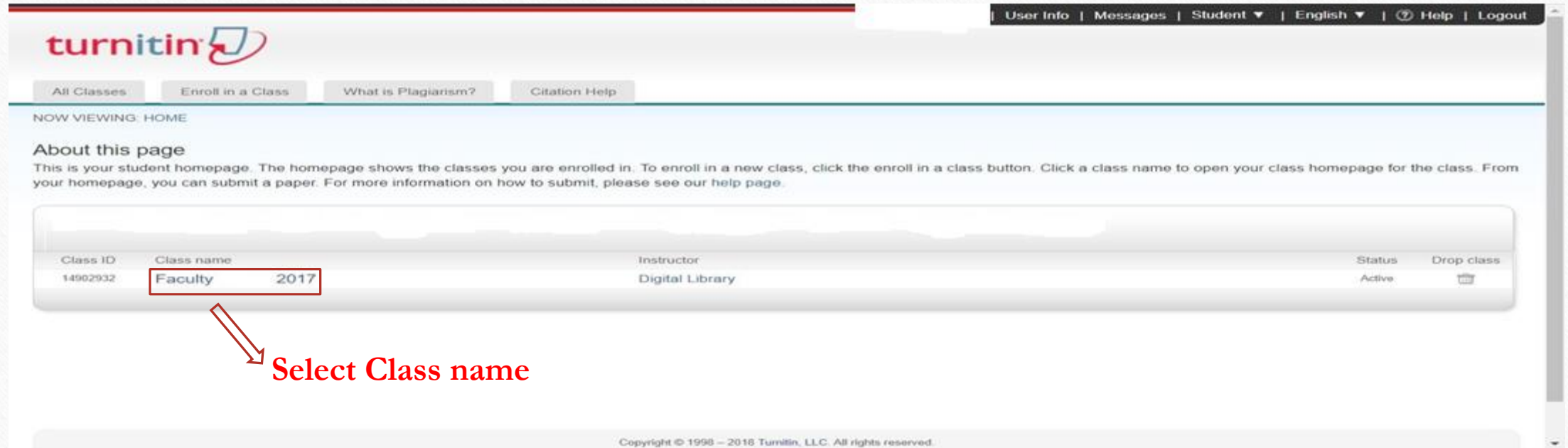
**\*\*Users in the European Union refer to Section B.**

Protecting your personal data and privacy is our top priority. We are fully committed to transparency, accountability and using technology responsibly, no matter what changes emerge from our rapidly evolving digital world. We implement appropriate technical and organizational

I Agree -- Continue

[I Disagree -- Logout](#)

# Home page of your account



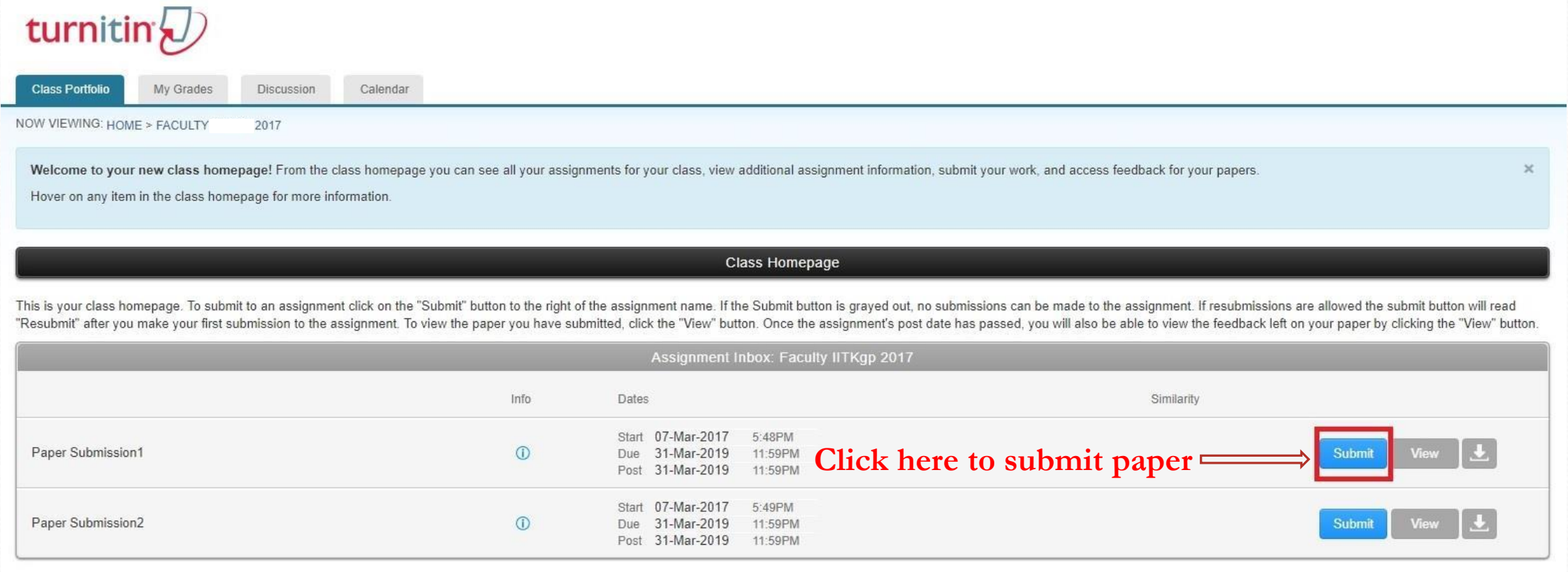
The screenshot shows the Turnitin student homepage. At the top, there is a navigation bar with links for 'User Info', 'Messages', 'Student', 'English', 'Help', and 'Logout'. Below this is a secondary navigation bar with buttons for 'All Classes', 'Enroll in a Class', 'What is Plagiarism?', and 'Citation Help'. The main content area is titled 'NOW VIEWING: HOME' and 'About this page'. It contains a table of enrolled classes. A red arrow points to the 'Faculty' class name in the table.

Class ID	Class name	Instructor	Status	Drop class
14902932	Faculty 2017	Digital Library	Active	

The Student Homepage is the first page you see after logging in to Turnitin. You'll see a list of all the classes that you are currently enrolled in. Select the name of your class to open your assignment inbox.

# Paper submission

From the Assignment Inbox, select the Submit button relevant to your assignment.



The screenshot shows the Turnitin interface. At the top is the Turnitin logo. Below it is a navigation bar with tabs: Class Portfolio (selected), My Grades, Discussion, and Calendar. A breadcrumb trail reads "NOW VIEWING: HOME > FACULTY > 2017". A light blue message box states: "Welcome to your new class homepage! From the class homepage you can see all your assignments for your class, view additional assignment information, submit your work, and access feedback for your papers. Hover on any item in the class homepage for more information." Below this is a dark grey header for "Class Homepage". A paragraph explains the submission process: "This is your class homepage. To submit to an assignment click on the 'Submit' button to the right of the assignment name. If the Submit button is grayed out, no submissions can be made to the assignment. If resubmissions are allowed the submit button will read 'Resubmit' after you make your first submission to the assignment. To view the paper you have submitted, click the 'View' button. Once the assignment's post date has passed, you will also be able to view the feedback left on your paper by clicking the 'View' button." The main section is titled "Assignment Inbox: Faculty IITKgp 2017" and contains a table with two rows of assignments. The first row, "Paper Submission1", has a red box around its "Submit" button, with a red arrow pointing to it from the text "Click here to submit paper". The second row, "Paper Submission2", also has a "Submit" button. Each row includes an information icon, a table of dates (Start, Due, Post), and buttons for Submit, View, and Download.

	Info	Dates	Similarity
Paper Submission1	ⓘ	Start 07-Mar-2017 5:48PM Due 31-Mar-2019 11:59PM Post 31-Mar-2019 11:59PM	Submit View Download
Paper Submission2	ⓘ	Start 07-Mar-2017 5:49PM Due 31-Mar-2019 11:59PM Post 31-Mar-2019 11:59PM	Submit View Download

# Paper submission



The screenshot shows the Turnitin submission page. At the top is the Turnitin logo. Below it are navigation tabs: 'Class Portfolio' (selected), 'My Grades', 'Discussion', and 'Calendar'. A breadcrumb trail reads 'NOW VIEWING: HOME > FACULTY > 2017'. The main section is titled 'Submit: Single File Upload' with a progress indicator 'STEP 1 of 3'. It contains three input fields: 'First name' with 'M', 'Last name' with 'Manivannan', and 'Submission title' which is empty and highlighted with a red box. A red arrow points from the text 'Paper Title' to this box. Below these fields is a link 'What can I submit?'. The section 'Choose the file you want to upload to Turnitin:' contains three buttons: 'Choose from this computer' (highlighted with a red box), 'Choose from Dropbox', and 'Choose from Google Drive'. A red arrow points from the text 'Select your paper' to the 'Choose from this computer' button.

turnitin

Class Portfolio My Grades Discussion Calendar

NOW VIEWING: HOME > FACULTY > 2017

Submit: Single File Upload STEP 1 of 3

First name  
M

Last name  
Manivannan

Submission title

What can I submit?

Choose the file you want to upload to Turnitin:

Choose from this computer

Choose from Dropbox

Choose from Google Drive

Paper Title

Select your paper

Enter your paper/article title and then select “Choose from this computer” to pick a file that you have saved on your computer.

# Requirements for file upload

---

- File must be less than 40 MB
- Files must have at least 20 words of text
- The maximum paper length is 400 pages
- File types allowed: Microsoft Word, Excel, PowerPoint, WordPerfect, PDF, HTML, RTF, OpenOffice, Google Docs, and plain text

# Paper Submission

Submit: Single File Upload ▾

STEP ● ○ ○

First name

M

Last name

Manivannan

Submission title

ENSEMBLE MODELLING OF PLANT DIVERSITY IN BIOG

What can I submit?

Effect of transferring a morphologically impaired embryo with a good quality embryo on the pregnancy and implantation rates.pdf

Clear file

We take your privacy very seriously. We do not share your details for marketing purposes with any external companies. Your information may be shared with our third party partners ONLY so that we may offer our service.

Upload

Cancel

Uploaded file



Once you have selected your file, select the “Upload” button to upload your paper.

# Upload confirmation

Please confirm that this is the file you would like to submit...

**Author:**

M Manivannan

**Assignment title:**

Paper Submission1

**Submission title:**

ENSEMBLE MODELLING OF PLANT DIVERSITY IN  
BIOGEOGRAPHIC REGIONS OF INDIA

**File name:**

Abstract.docx

**File size:**

11.98K

**Page count:**

1

**Word count:**

134

**Character count:**

751

«

Page 1

»

The main objective of using the paper spreader is to provide professional knowledge to users who are interested in learning the paper spreader. It is a free online service available to library through online for research work or request with help of an online software developed at Central Library, IT Madurai. The study and software outcomes available to the community of information professionals have been produced and the further development in the field, and it is providing a path for library and its user's community. Librarians and users of library will get benefits by adopting the online service. The software is designed and developed specifically to the online service with help of PHP and MySQL, implementation and experience have been taken from an

We take your privacy very seriously. We do not share your details for marketing purposes with any external companies. Your information may be shared with our third party partners ONLY so that we may offer our service.

Confirm

Cancel

Show you a preview  
of the paper and  
some details about it  
for you to look over.

Submission is not  
complete until  
you've confirmed  
your submission.



# Plagiarism checking





**Welcome to your new class homepage!** From the class homepage you can see all your assignments for your class, view additional assignment information, submit your work, and access feedback for your papers. ×

Hover on any item in the class homepage for more information.

## Class Homepage

This is your class homepage. To submit to an assignment click on the "Submit" button to the right of the assignment name. If the Submit button is grayed out, no submissions can be made to the assignment. If resubmissions are allowed the submit button will read "Resubmit" after you make your first submission to the assignment. To view the paper you have submitted, click the "View" button. Once the assignment's post date has passed, you will also be able to view the feedback left on your paper by clicking the "View" button.


### Assignment Inbox: Faculty IITKgp 2017

	Info	Dates			Similarity	
Paper Submission1		Start	07-Mar-2017	5:48PM	Processing	<a href="#">Resubmit</a> <a href="#">View</a> 
		Due	31-Mar-2019	11:59PM		
		Post	31-Mar-2019	11:59PM		
Paper Submission2		Start	07-Mar-2017	5:49PM	Submit	<a href="#">View</a> 
		Due	31-Mar-2019	11:59PM		
		Post	31-Mar-2019	11:59PM		

# Similarity Percentage

## Class Homepage

This is your class homepage. To submit to an assignment click on the "Submit" button to the right of the assignment name. If the Submit button is grayed out, no submissions can be made to the assignment. If resubmissions are allowed the submit button will read "Resubmit" after you make your first submission to the assignment. To view the paper you have submitted, click the "View" button. Once the assignment's post date has passed, you will also be able to view the feedback left on your paper by clicking the "View" button.

Assignment Inbox: Faculty IITKgp 2017						
	Info	Dates			Similarity	
Paper Submission1		Start	07-Mar-2017	5:48PM	<div>42% </div>	<div><div>Resubmit</div><div><div>View</div></div></div>
		Due	31-Mar-2019	11:59PM		
		Post	31-Mar-2019	11:59PM		
Paper Submission2		Start	07-Mar-2017	5:49PM	<div>↓</div>	<div><div>Submit</div><div><div>View</div></div></div>
		Due	31-Mar-2019	11:59PM		
		Post	31-Mar-2019	11:59PM		

To view the report

Similarity percentage

# Turnitin Match Overview

## Match Overview

18%

	Source	Percentage	
1	Sangram K. Rath, Saji S... Publication	13%	>
2	Submitted to Indian Ins... Student Paper	<1%	>
3	Wenwen Yu, Miao Du, D... Publication	<1%	>
4	discovery.ucl.ac.uk Internet Source	<1%	>
5	D. K. Chattopadhyay. "I... Publication	<1%	>
6	Sharma, Chandan, Sanj... Publication	<1%	>
7	Jyoti A. Pandit, K. Suda... Publication	<1%	>

# Turnitin – Filter and Settings

The screenshot displays the Turnitin Feedback Studio interface in a Google Chrome browser. The address bar shows the URL: [https://ev.turnitin.com/app/carta/en\\_us/?o=983394074&s=3&u=1009933578&lang=en\\_us](https://ev.turnitin.com/app/carta/en_us/?o=983394074&s=3&u=1009933578&lang=en_us). The page title is "Feedback Studio - Google Chrome". The main content area shows a document titled "ON BLOCK SEGMENTATION AND SOLVENT INTERACTION IN CASTOR OIL AND CLAY CO-GENERATED MO". The document text includes a paragraph about hexadecylammonium treatment and a section titled "1.6 Transport studies in Polyurethane coating." which discusses solvent sorption and diffusion. A sidebar on the right contains a list of filters and settings, including "Exclude Quotes", "Exclude Bibliography", and "Exclude sources that are less than: 5 words". The sidebar also shows a "Text-only Report" button and a "High Resolution" toggle set to "On". The bottom status bar indicates "Page: 11 of 173" and "Word Count: 37581".

Feedback Studio - Google Chrome

Secure | [https://ev.turnitin.com/app/carta/en\\_us/?o=983394074&s=3&u=1009933578&lang=en\\_us](https://ev.turnitin.com/app/carta/en_us/?o=983394074&s=3&u=1009933578&lang=en_us)

feedback studio | ON BLOCK SEGMENTATION AND SOLVENT INTERACTION IN CASTOR OIL AND CLAY CO-GENERATED MO

50% to 15% when 4 wt. % of montmorillonite surfaces were treated with hexadecylammonium and by 35% at 4 wt. % of Cloisite 25A [84]. Tortora et al reported a remarkable decrease in water permeation through polyurethane nanocomposite up to 20 % addition of modified montmorillonite (OM) [85].

**1.6 Transport studies in Polyurethane coating.**

Solvent sorption and diffusion are the limiting factors of polymer end use applications because these processes change the mechanical properties and reduce the stiffness of polymer network in a long run [87]. Understanding the structure-transport behaviour of solvent through polymer plays a role in its application as a protective barrier in packaging, food industries, membrane separation process, separation of solvent mixtures, biomedical applications, etc. An overview of existing literature is given below where studies have been conducted on transport through PU coatings [88-105].

Page: 11 of 173 Word Count: 37581

Text-only Report | High Resolution On

Filter and settings can be done only by instructor.

# Turnitin – Matching Sources

Feedback Studio - Google Chrome  
Secure | https://ev.turnitin.com/app/carta/en\_us/?o=983394074&s=3&u=1009933578&lang=en\_us

feedback studio | ON BLOCK SEGMENTATION AND SOLVENT INTERACTION IN CASTOR OIL AND CLAY CO-GENERATED MO -- /20 < 55 of 129 > ?

### 2.2.1 Materials Used

Hydroxyl terminated polybutadiene used (HTPB, Orion Chemicals) has an approximate number average molecular weight of 2692 g/mol, a functionality of 2.4 and a hydroxyl value of 50 mg g<sup>-1</sup> of KOH was used as the hydroxyl oligomer. An aliphatic isophorone diisocyanate (IPDI, Fluka) was used as an isocyanate

163, molecular weight of 930 and a functionality of 2.7. The amount of IPDI used for polyaddition reaction was calculated such that the molar ratio of [OH]: [NCO] remained stoichiometrically at 1:1 in all cases. Dibutyltin dilaurate (DBTDL, Sigma Aldrich) was used as catalyst (0.05 wt. %).

### 2.2.2 Preparation of polyurethane network

Page: 17 of 173 Word Count: 37581

Text-only Report | High Resolution On

## Match Overview

18%

Match 1 of 69

1	Sangram K. Rath, Saji S... Publication	13%	>
2	Submitted to Indian Ins... Student Paper	<1%	>
3	Wenwen Yu, Miao Du, D... Publication	<1%	>
4	discovery.ucl.ac.uk Internet Source	<1%	>
5	D. K. Chattopadhyay. "I... Publication	<1%	>
6	Sharma, Chandan, Sanj... Publication	<1%	>
7	Jyoti A. Pandit, K. Suda... Publication	<1%	>

# Excluding Sources and Options

---

## Student:

In Student Account, they can set exclude options like quotes, exclude bibliography, small matches of words, and percentage of matches in the "Filter Settings".

## Instructor:

Instructor can access the student's upload document and its similarity reports.

Only Instructor can remove individual sources from the matching sources. Student can not access this option.

**Note:** Excluding sources allows to remove individual sources that do not want a document to match against. Excluding a source will adjust the Similarity Score accordingly.



Thank you